


## Mapping Identity Salience

Socially Constructed Identity	Race	Sex	Gender	Ability	Class	Religion	Sexual Orientation	Other
How You Identify								



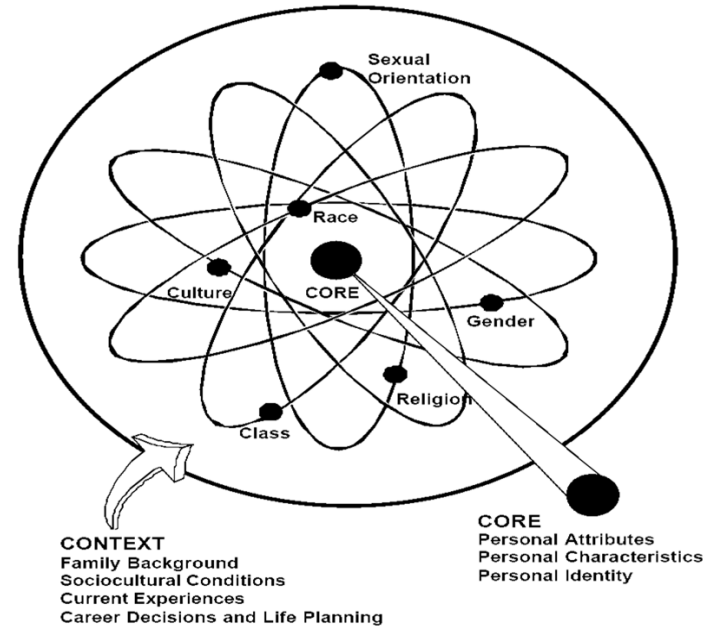
## Instructions

First, complete the table at the top of the page by writing down how you identify under each socially constructed identity. For example, under race one could write, "Asian American," or "Multi-Racial." After completing the identity grid, assign each slice of your identity a piece of the pie chart in the center of the page. The larger the slice, the more *salient*, or meaningful, that identity is for you right now. Assign smaller pie slices to the identities that you are less aware of right now. Try to fill 100% of the pie chart with your identity slices.

## Social Identity

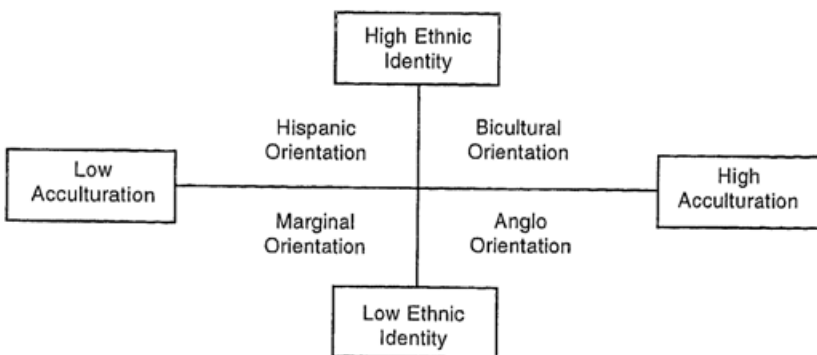
Systems that subscribe advantages and privileges.  
Systems that normalize certain practices or identities.

Race	Ethnocentrism, White Privilege
Gender	Patriarchy, Transgender Oppression
Sexual Orientation	Heterosexism, Heteronormativity
Social Economic Class	Classism
Ability/Disability	Ableism
Religion	Religious Oppression, Anti-Semitism
Age	Ageism



Ferdman and Gallegos (2001) Latino/a Racial Identity Orientations Model (p. 49)

Orientation	Lens	Identify As/ Prefer	Latinos Are Seen	Whites Are Seen	Framing of Race
Latino-Integrated	Wide	Individuals in a group context	Positively	Complex	Dynamic, contextual, socially constructed
Latino-Identified (Racial/Raza)	Broad	Latinos	Very Positively	Distinct; could be barriers or allies	Latino/not Latino
Subgroup-Identified	Narrow	Own subgroup	My group OK, others maybe	Not central (could be barriers or blockers)	Not clear or central; secondary to nationality, ethnicity, culture
Latinos as Other	External	Not White	Generically, fuzzily	Negatively	White/not White
Undifferentiated/Denial	Closed	People	"Who are Latinos?"	Supposed color-blind (accept dominant norms)	Denial, irrelevant invisible
White-Identified	Tinted	Whites	Negatively	Very positively	White/Black, either/or, one-drop or "mejorar la raza" (i.e., improve the race)

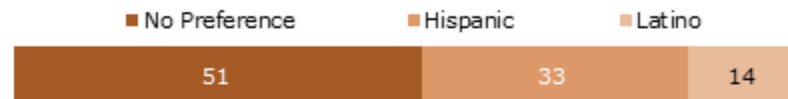


Torres's Model of Hispanic Identity Development

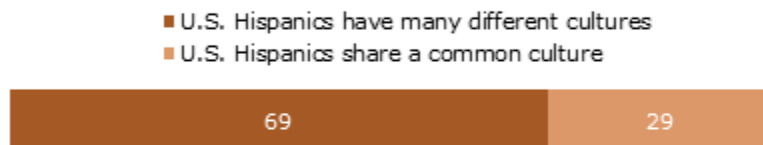
Figure 1.2

## Mixed Views about Identity (%)

### "Hispanic" versus "Latino" Preference



### Views on a Shared Hispanic Culture



### Racial Identification among Latinos



### Do You Think of Yourself as a Typical American?



Notes: N=1,220. Responses of "Don't know" and "Refused" are not shown. The "Other" racial identification includes "Asian or Asian-American" and "Mixed race (Vol.)."

Source: Pew Hispanic Center, 2011 National Survey of Latinos

PEW RESEARCH CENTER